


Visual Studio Code

Entwicklung einer Fiori App



Webinar



Installation VSCode und SAP-Anbindung

Installationsanleitung

- Gute Installationsanleitung zu VSCode:

<https://blogs.sap.com/2020/06/28/installing-visual-studio-code-and-configuring-sap-extensions-in-visual-studio-code/>

- Download von VSCode:

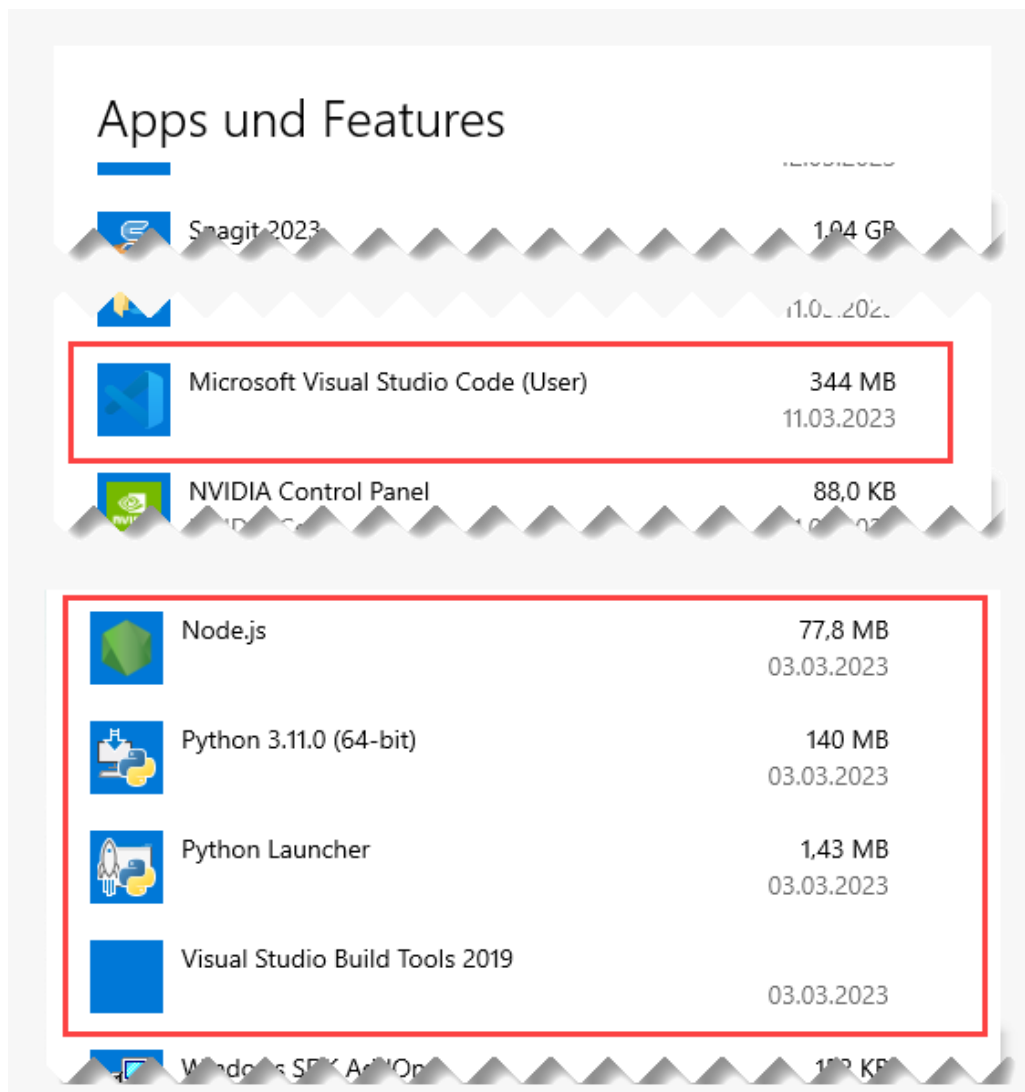
<https://code.visualstudio.com/download>

- Hinweis:

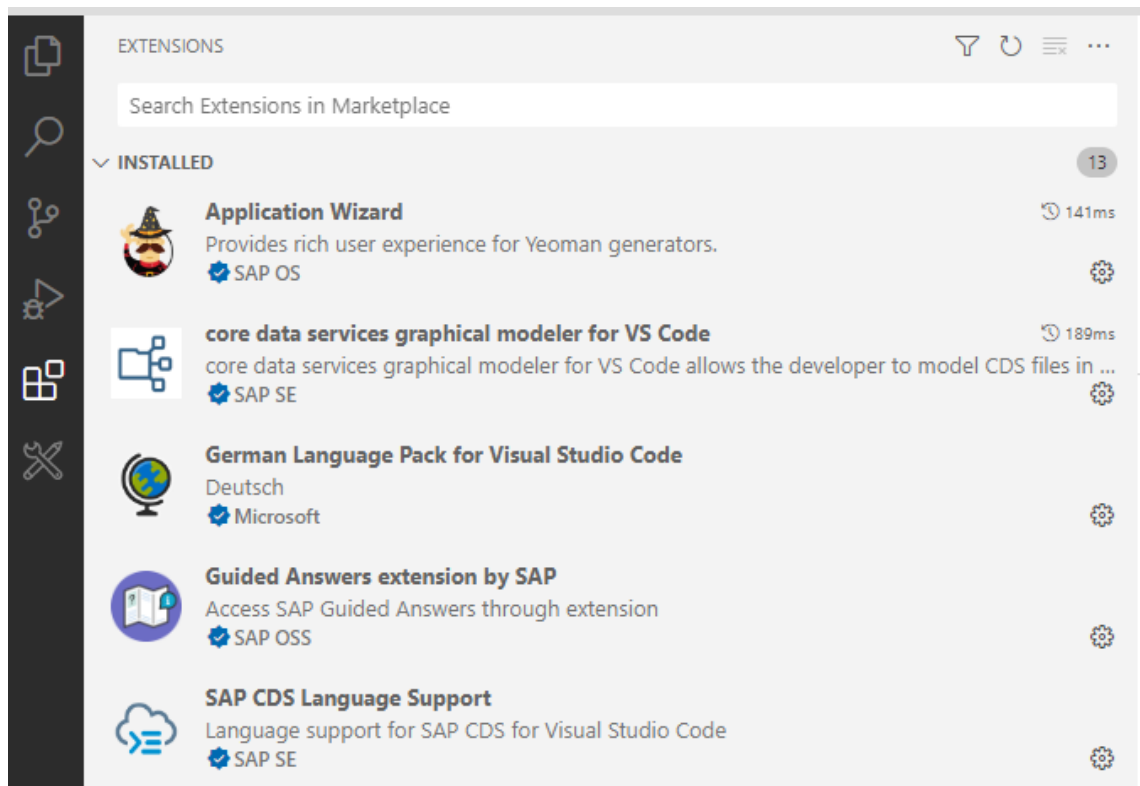
Vor der Installation von VSCode muss „node.js“ installiert werden. Download:

<https://nodejs.org/en/download/>

Installierte Komponenten in Windows



Installierte Extensions in VSCode

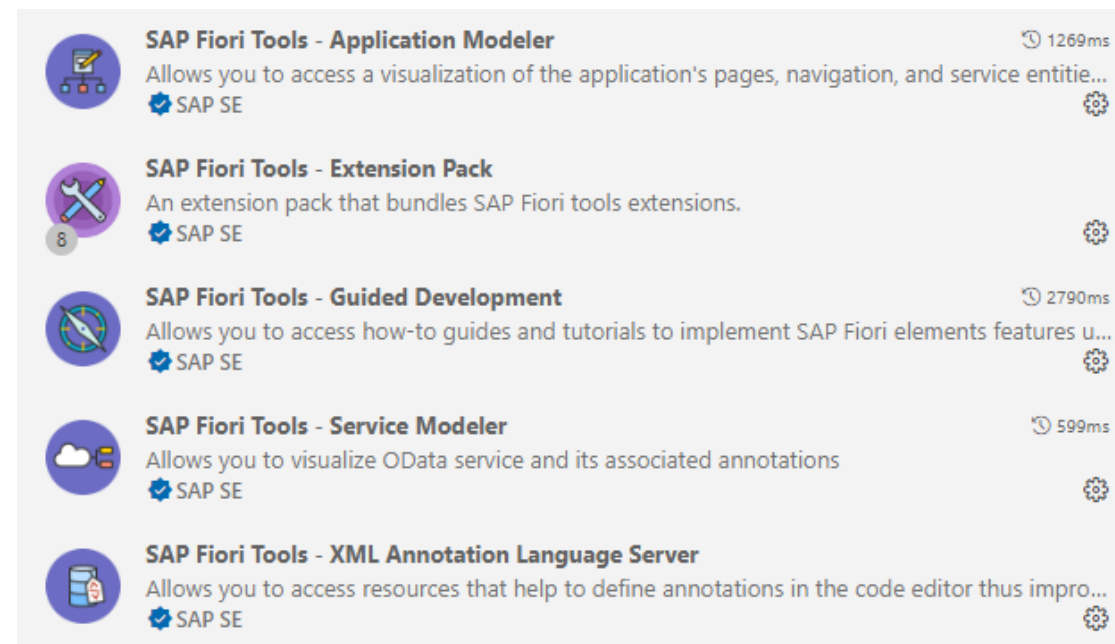


EXTENSIONS

Search Extensions in Marketplace

✓ INSTALLED 13

- Application Wizard** 141ms
Provides rich user experience for Yeoman generators.
SAP OS
- core data services graphical modeler for VS Code** 189ms
core data services graphical modeler for VS Code allows the developer to model CDS files in ...
SAP SE
- German Language Pack for Visual Studio Code**
Deutsch
Microsoft
- Guided Answers extension by SAP**
Access SAP Guided Answers through extension
SAP OSS
- SAP CDS Language Support**
Language support for SAP CDS for Visual Studio Code
SAP SE



- SAP Fiori Tools - Application Modeler** 1269ms
Allows you to access a visualization of the application's pages, navigation, and service entities.
SAP SE
- SAP Fiori Tools - Extension Pack**
An extension pack that bundles SAP Fiori tools extensions.
SAP SE
- SAP Fiori Tools - Guided Development** 2790ms
Allows you to access how-to guides and tutorials to implement SAP Fiori elements features u...
SAP SE
- SAP Fiori Tools - Service Modeler** 599ms
Allows you to visualize OData service and its associated annotations
SAP SE
- SAP Fiori Tools - XML Annotation Language Server**
Allows you to access resources that help to define annotations in the code editor thus impro...
SAP SE

SAP-System SE1 anbinden an VSCode



Show All Commands

Ctrl + Shift + P

2

>

Fiori: Add SAP System

recently used

SAP Systems X

SAP System Details

New SAP System

System Type *

ABAP On Premise

System Name *

SE1

URL *

https://is53004.t4t.biz:8001

3

Client

444

Username

sprenger

Password

.....

4

Test Connection

Save

5

This SAP system connected successfully and both OData V2 and OData V4 services were retrieved successfully.

Vorgehen bei Fehlermeldungen bei Verbindungstest

Folgende Services bzw. Servicegruppen müssen publiziert sein:

Servicekatalog

Filter Service hinzufügen Service löschen Servicedetails Metadaten laden Fehlerprotokoll Stati

Typ	Techn.	Service	Servicebeschreibung	Externer Service
BEP	ZABAP_REPOSITORY_SRV	1	SAPUI5-ABAP-Repository-Services über OData	ABAP_REPOSITORY_SRV
BEP	ZACCDDET	1		ACCDDET

Transaktion
/IWFBD/MAINT_SERVICE

Transaktion
/IWFND/V4_ADMIN

Service Group

- Meine Favoriten
- Standardservicegruppe /IWBEP/ALL
- Service-Gruppen
 - /IWFND/CONFIG**
 - /IWNGW/NOTIFICATION
 - C_SALESORDERMANAGE_SRV
 - STMC
 - UI_PROCMTPROJECT_MANAGE

Servicegruppe /IWFND/CONFIG - Verfügbare Systemaliasse: 1

Verfügbare Services Zugeordnete Servicegruppen

Systemalias	Standard	Benutzerrolle	Hostname
LOCAL	<input checked="" type="checkbox"/>		

Zugeordnete Servicegruppen

Servicegruppen ausblenden

Servicegruppe	Beschreibung
/IWFND/CONFIG	V4-Services abrufen

CDS-Views, Services und Binding

CDS-Datendefinition und UI-Annotationen

```

1 @AbapCatalog.viewEnhancementCategory: [#NONE]
2 @AccessControl.authorizationCheck: #NOT_REQUIRED
3 @EndUserText.label: 'Fluggesellschaft'
4 @Metadata.ignorePropagatedAnnotations: true
5 @ObjectModel.usageType: {
6     serviceQuality: #X,
7     sizeCategory: #S,
8     dataClass: #MASTER
9 }
10 @Metadata.allowExtensions: true
11 define view entity ZMS_CDS_CARRIER
12 as select from scarr
13 {
14     key carrid                as CarrierId,
15     carrname                  as CarrierName,
16     currcode                   as CarrierCurrencyCode,
17     url                        as CarrierUrl,
18     concat('javascript:window.open("", concat(url, '''))') as url_new_tab
19 }

```

```

1 @Metadata.layer: #CUSTOMER
2 annotate view ZMS_CDS_CARRIER with
3 {
4     @UI.lineItem: [{
5         position: 10,
6         importance: #HIGH
7     }]
8     @UI.selectionField: [{position: 10 }]
9     CarrierId;
10
11     @UI.lineItem: [{
12         position: 20,
13         importance: #HIGH
14     }]
15     CarrierName;
16
17     @UI.lineItem: [{
18         position: 30,
19         importance: #MEDIUM
20     }]
21
22     CarrierCurrencyCode;
23     @UI.lineItem: [{
24         position: 40,
25         importance: #LOW,
26         type : #WITH_URL,
27         url: 'url_new_tab'
28     }]
29
30     CarrierUrl;
31 }

```

Service-Definition und Service-Binding

```
*[SE1] ZMS_CDS_CARRIER_SRV ×
1 @EndUserText.label: 'Service zu ZMS_CDS_CARRIER'
2 define service ZMS_CDS_CARRIER_SRV {
3   expose ZMS_CDS_CARRIER;
4 }
```

[SE1] ZMS_CDS_CARRIER_BND_V2 ×

Service Binding: ZMS_CDS_CARRIER_BND_V2

General Information

This section describes general information about this service binding

Binding Type: OData V2 - UI

Service Versions

Define service versions associated with the service binding

type filter text

Version	Service Definition
1.0.0	ZMS_CDS_CARRIER_SRV

Add...
Remove

Service Version Details

View information on selected service version


Local Service Endpoint: Published Unpublish

Service Information

Service URL: /sap/opu/odata/sap/ZMS_CDS_CARRIER_BND_V2

type filter text

Entity Set and Association

 ZMS_CDS_CARRIER

Preview...

Preview der App in Eclipse ADT

Preview...

App: Vorschau für Fiori-Elemente

is53004.t4t.biz:8001/sap/bc/adt/businessservices/odatav2/feap?feapParams=nagsWXgsWUff%5DYfsVbXsjF77nagsWXgsWUff%5DYf77777nagsWXgsWUff%5DYfsVbXsjF77D...

Standard

Fluggesellschaft:

Start Filter anpassen

Standard

Fluggesells...	Fluggesellschaft	Währ. d. Flugg.	URL
AA	American Airlines	USD	http://www.aa.com
AB	Air Berlin	EUR	http://www.airberlin.de
AC	Air Canada	CAD	http://www.aircanada.ca
AF	Air France	EUR	http://www.airfrance.fr
AZ	Alitalia	EUR	http://www.alitalia.it
BA	British Airways	GBP	http://www.british-airways.com

AIR CANADA

Buchen Planen Fliegen Aeroplan Kundendienst

VS-Code Application Generator

Projekt, Template, Deployment-Configuration

Fiori Open Application Generator in VSCode starten

Show All Commands Ctrl + Shift + P



Fiori: Open Guided Development

Fiori: Open Application Generator recently used

Fiori: Add SAP System

SAP Fiori: Focus on SAP Systems View

CDS: Install CDS Development Kit (@sap/cds-dk) globally

Fiori: Add Deployment Configuration

Template Wizard ×

SAP Fiori application ?

- Template Selection
- Data Source and Service Selection
- Entity Selection
- Project Attributes

Template Selection

Choose your application template.

Application Type *

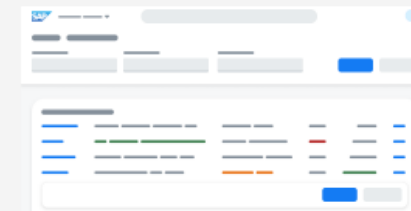
SAP Fiori elements

Which template do you want to use? *

List Report Page

Create an SAP Fiori elements application containing a list report and an object page.

[More Information](#)



Next >

OData-Service und Entität auswählen

Template Wizard

SAP Fiori application

- Template Selection
- Data Source and Service Selection**
- Entity Selection
- Project Attributes

Data Source and Service Selection

Configure the data source and select a service.

Data source *
Connect to a System

System ? *
SE1 [sprenger]

Service *
ZMS_CDS_CARRIER_BND_V2 (1) - OData V2

Back
Next

Template Wizard

SAP Fiori application

- Template Selection
- Data Source and Service Selection
- Entity Selection**
- Project Attributes

Entity Selection

Configure the selected service.

Main entity *
ZMS_CDS_CARRIER

Back
Next

Template Wizard ✕

SAP Fiori application ⓘ

● Template Selection

● Data Source and Service Selection

● Entity Selection

● Project Attributes

● Deployment Configuration

● Fiori Launchpad Configuration

Project Attributes

Configure the main project attributes.

Module name ⓘ *

flightcarrier

Application title ⓘ

Fluggesellschaft

Application namespace ⓘ

zms

Description ⓘ

Fluggesellschaft

Project folder path *

c:\VSCode_Project



Minimum SAPUI5 version ⓘ *

1.111.1



Add deployment configuration

☒ Yes ☐ No

Add FLP configuration

☒ Yes ☐ No

Configure advanced options

☐ Yes ☒ No

< Back

Next >

Deployment Configuration

Template Wizard ✕

SAP Fiori application ⓘ

- Template Selection
- Data Source and Service Selection
- Entity Selection
- Project Attributes
- Deployment Configuration**
- Fiori Launchpad Configuration

Deployment Configuration

Configure deployment settings

Please choose the target *

ABAP

Select Target system *

SE1 [sprenger] (Source system)

Enter client

444

SAPUI5 ABAP Repository ⓘ *

zms

Deployment Description ⓘ

App für Fluggesellschaft

Package ⓘ *

\$tmp

How do you want to enter Transport Request *

Enter manually

Transport Request ⓘ

< Back Next >

Fiori Launchpad Configuration

Template Wizard

SAP Fiori application

Template Selection

Data Source and Service Selection

Entity Selection

Project Attributes

Deployment Configuration

Fiori Launchpad Configuration

Fiori Launchpad Configuration

Configure Fiori Launchpad settings

Semantic Object *

carrier

Action *

display

Title *

Fluggesellschaft

Subtitle (optional)

Anzeigen

Back

Finish

Installing dependencies...

Application Information

Show All Commands **Ctrl** + **Shift** + **P**



Fiori: Open Application Info

Fiori: Open Application Generator

Fiori: Open Guided Development

Fiori: Add SAP System

Application Info – flightcarrier

Application Information

Project Details

Application Identifier	zms.flightcarrier	Type	SAP Fiori elements	Pages
Application Title	Fluggesellschaft	Min UI5 Version	1.111.1	ListReport ZMS_CDS_CARRIER
Namespace	zms	Main Service	ZMS_CDS_CARRIER_BND_V2 (V2.0)	ObjectPage ZMS_CDS_CARRIER
Location	c:\VSCode_Project\flightcarrier			
Files	package.json manifest.json			

Application Status

- Latest version of node module '@sap/ux-specification@1.108.0' installed.
- Latest version of node module '@sap/ux-ui5-tooling@1.9.2' installed.
- Latest version of node module '@sap-ux/ui5-middleware-fe-mockserver@2.1.71' installed.

What you can do

Preview Application

Choose from start scripts to run the application preview.

Validate Application

Validate the application.

Check Service

Check service with annotation. You can copy annotations to local annotation file.

Manage Service Models

You can sync metadata.xml with backend.

Manage XML Annotations

You can choose or create local XML annotation files.

Open Guided Development

Guided Development helps solve common tasks.

Open Page Map

Open the page map that shows application pages and navigation paths.

Add Deploy Config

Add deploy configuration to the application.

Test deployment

Start deployment in test mode.

Deploy Application

Deploy the application according to the configuration by default stored in 'ui5-deploy.yaml'.

Undeploy Application

Remove a deployed application from backend or cloud.

Check Node Modules

Execute command that checks all node module dependencies for newer versions.

Preview Application (im lokalen Sandbox-System von VSCode)

</> What you can do

Preview Application

Choose from start scripts to run the application preview.

Select a npm script

start fiori run --open "test/flpSandbox.html?sap-client=444&sap-ui-xx-viewCache=false#zmsflightcarrier-..."

start-local fiori run --config ./ui5-local.yaml --open "test/flpSandbox.html?sap-client=444&sap-ui-xx-vie..."

start-noflp fiori run --open "index.html?sap-client=444&sap-ui-xx-viewCache=false"

start-mock fiori run --config ./ui5-mock.yaml --open "test/flpSandbox.html?sap-client=444&sap-ui-xx-vi..."

start-variants-management fiori run --open "preview.html?&sap-client=444&sap-ui-xx-viewCache=fals..."

Preview Application (im lokalen Sandbox-System von VSCode)

Fluggesellschaft

localhost:8080/test/flpSandbox.html?sap-client=444&sap-ui-xx-viewCache=false#zmsflightcarrier-tile&/?sap-iapp-state--history=TASOX6Z9WXWCEJVB3M13LCT3CA2USEUIEO76Y6...

SAP Fluggesellschaft

All Search

Standard

Airline:

Go Adapt Filters

Airline	Airline	Airline Curr...	URL
To start, set the relevant filters and choose "Go".			

Airline	Airline	Airline Curr...	URL
AA	American Airlines	USD	http://www.aa.com
AB	Air Berlin	EUR	http://www.airberlin.de
AC	Air Canada	CAD	http://www.aircanada.ca
AF	Air France	EUR	http://www.airfrance.fr
AZ	Alitalia	EUR	http://www.alitalia.it
BA	British Airways	GBP	http://www.british-airways.com
CO	Continental Airlines	USD	http://www.continental.com

Fluggesellschaft


Air Canada – Offizielle Website

aircanada.com/de/de/aco/home.html

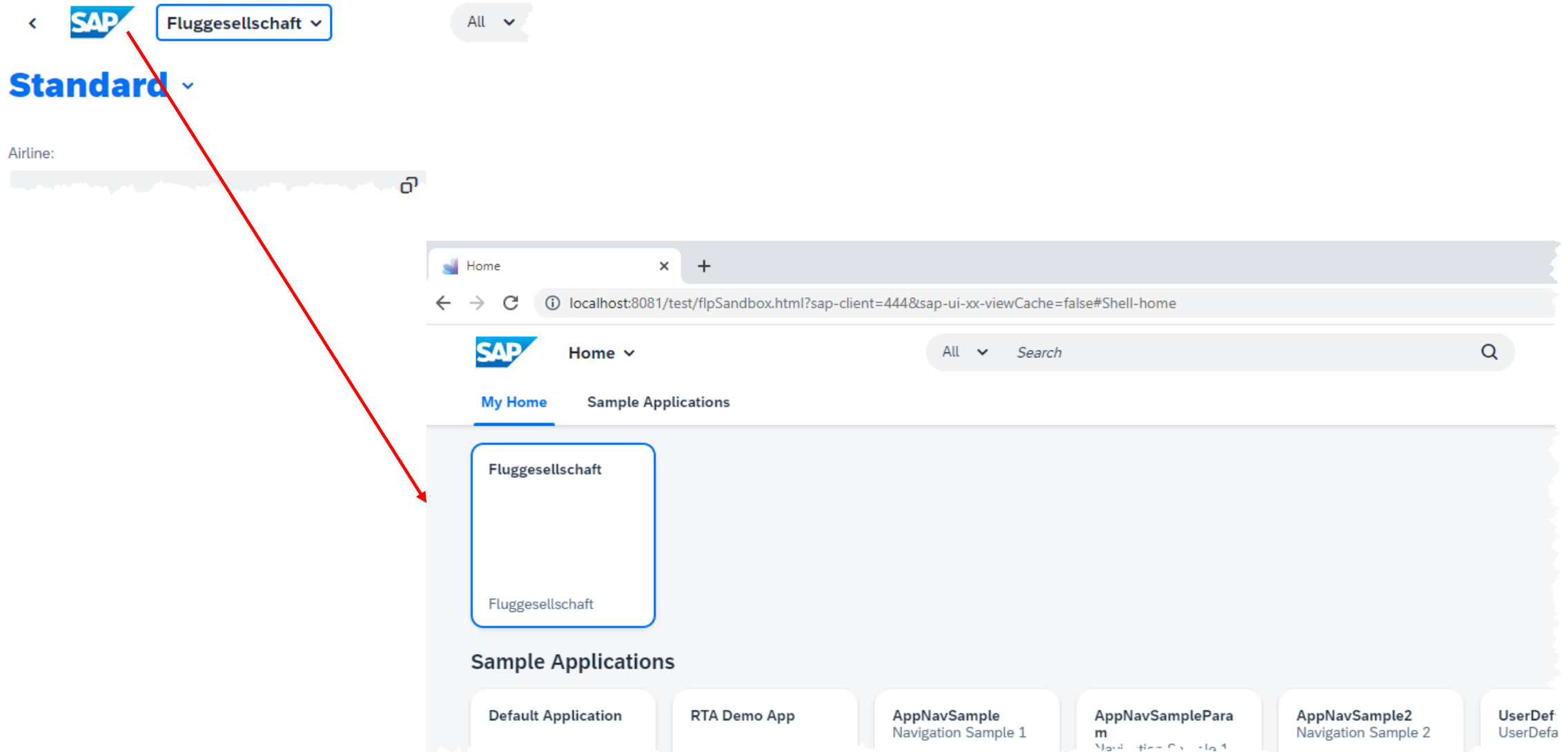
SAP Support Portal... SAP Espresso Brights Demosysteme Dokumentatio

AIR CANADA

Buchen Planen Fliegen Aeroplan Kundendienst



Fiori-Launchpad (im lokalen Sandbox-System von VSCode)



The screenshot displays the SAP Fiori Launchpad interface within a local sandbox system. The top navigation bar features the SAP logo, a dropdown menu for 'Fluggesellschaft', and a 'Standard' button. Below this is an 'Airline:' label and a text input field. A red arrow points from the 'Fluggesellschaft' dropdown to a corresponding tile in the 'Sample Applications' section. The 'Sample Applications' section contains several tiles, including 'Default Application', 'RTA Demo App', 'AppNavSample Navigation Sample 1', 'AppNavSamplePara Navigation Sample 1', 'AppNavSample2 Navigation Sample 2', and 'UserDef UserDefa'.

Projekt in SAP Fiori Sicht

The screenshot shows the SAP Fiori development environment in VS Code. The left sidebar displays the 'APPLICATION MODELER' tree with the following structure:

- SAP FIORI
 - APPLICATION MODELER
 - agency
 - carrier
 - carrierv4
 - flightcarrier
 - Pages
 - ListReport_ZMS_CDS_CARRIER (selected)
 - ObjectPage_ZMS_CDS_CARRIER
 - Map
 - flightcustomer
 - travelagency
 - z2t003carrier

A red box highlights the 'ListReport_ZMS_CDS_CARRIER' entry, and a red arrow points to the 'Columns' section in the main editor.

The main editor shows the 'ListReport_ZMS_CDS_CARRIER' configuration. The 'Columns' section is expanded, showing the following columns:

- Fluggesellschaft
- Fluggesellschaft
- Währ. d. Flugg.
- URL

The right sidebar displays the properties for the selected column, 'Fluggesellschaft'.

Fluggesellschaft
Value: CarrierId Type: String

H Align (String) (Configuration) (UI5 flexibility)
The hAlign property defines the horizontal alignment of the column content.
Enter value or select from dropdown

Width (String) (Configuration) (UI5 flexibility)
The width property defines the width of the column.
Enter value or select from dropdown

Fluggesellschaft
Value: CarrierName Type: String

H Align (String) (Configuration) (UI5 flexibility)
The hAlign property defines the horizontal alignment of the column content.
Enter value or select from dropdown

Width (String) (Configuration) (UI5 flexibility)
The width property defines the width of the column.
Enter value or select from dropdown

Währ. d. Flugg.
Value: CarrierCurrencyCode Type: String

Airline				
Airline	Airline	Airline Curr...	URL	
AA	American Airlines	USD	http://www.aa.com	
AB	Air Berlin	EUR	http://www.airberlin.de	>
AC	Air Canada	CAD	http://www.aircanada.ca	>
AF	Air France	EUR	http://www.airfrance.fr	>
AZ	Alitalia	EUR	http://www.alitalia.it	>
BA	British Airways	GBP	http://www.british-airways.com	>
CO	Continental Airlines	USD	http://www.continental.com	>

Deployment in das System SE1

Test Deployment

Test deployment

Start deployment in test mode.

PROBLEMS OUTPUT DEBUG CONSOLE TERMINAL

```
info builder:builder application zms.flightcarrier (3/8) Running task replaceVersion...
info builder:builder application zms.flightcarrier (4/8) Running task generateFlexChangesBundle...info builder:processors:bu
undler Changes collected. Number of changes: 2
info builder:builder application zms.flightcarrier (5/8) Running task generateComponentPreload...
WARN lbt:bundle:Builder **** warning: module zms/flightcarrier/utils/locate-reuse-libs.js requires top level scope and can only
tring (requires 'eval')
info builder:builder application zms.flightcarrier (6/8) Running task createDebugFiles...
info builder:builder application zms.flightcarrier (7/8) Running task uglify...
info builder:builder application zms.flightcarrier (8/8) Running task generateVersionInfo...
info builder:builder Build succeeded in 315 ms
info builder:builder Executing cleanup tasks...
```

Confirmation is required to deploy the app in test mode:

```
Application Name: ZMS
Package: $tmp
Transport Request:
Target: https://is53004.t4t.biz:8001
Client: 444
SCP: false
Target System SAPUI5 version: 1.90.7
```

Target system's SAPUI5 version is lower than the local minUI5Version. Testing locally with different Run Configurations recomme.
ap.com/viewer/17d5a220bcd848aa854c9c182d65b699/Latest/en-US/09171c8bc3a64ec7848f0ef31770a793.html

✓ Start deployment in test mode (Y/n)?

```
... yes
info builder:custom deploy-to-abap Create Archive
info builder:custom deploy-to-abap Starting Deployment.
info builder:custom deploy-to-abap
info builder:custom deploy-to-abap Using system [SE1] from System store
info builder:custom deploy-to-abap Deployment in TestMode completed. A successful TestMode execution does not necessarily mean that your upload
ll be successful
PS C:\VSCode Project\flightcarrier> |
```

Deploy Application

Deploy Application

Deploy the application according to the configuration by default stored in 'ui5-deploy.yaml'.

PROBLEMS OUTPUT DEBUG CONSOLE TERMINAL

```
info builder:builder application zms.flightcarrier (2/8) Running task replaceCo
info builder:builder application zms.flightcarrier (3/8) Running task replaceVer
info builder:builder application zms.flightcarrier (4/8) Running task generateFl
info builder:processors:bundlers:flexChangesBundler Changes collected. Number of ch
info builder:builder application zms.flightcarrier (5/8) Running task generateCo
WARN lbt:bundle:Builder **** warning: module zms/flightcarrier/utils/locate-reuse-l
tring (requires 'eval')
info builder:builder application zms.flightcarrier (6/8) Running task createDeb
info builder:builder application zms.flightcarrier (7/8) Running task uglify...
info builder:builder application zms.flightcarrier (8/8) Running task generateVe
info builder:builder Build succeeded in 310 ms
info builder:builder Executing cleanup tasks...
```

Confirmation is required to deploy the app:

```
Application Name: ZMS
Package: $tmp
Transport Request:
Target: https://is53004.t4t.biz:8001
Client: 444
SCP: false
Target System SAPUI5 version: 1.90.7
```

Target system's SAPUI5 version is lower than the local minUI5Version. Testing loca.
ap.com/viewer/17d50220bcd848aa854c9c182d65b699/latest/en-US/09171c8bc3a64ec7848f0e:

? Start deployment (Y/n)?

PROBLEMS OUTPUT DEBUG CONSOLE TERMINAL

```
info builder:custom deploy-to-abap Name des SAPUI5-Repository "ZMS" wurde aus dem entsprechenden Importparameter identifizier
info builder:custom deploy-to-abap Beschreibung des SAPUI5-Repository wurde aus dem entsprechenden Importparameter identifi
info builder:custom deploy-to-abap Paket der SAPUI5-Anwendung "$TMP" wurde aus dem entsprechenden Importparameter identifi
info builder:custom deploy-to-abap Name der externen Codepage "UTF8" wurde aus dem entsprechenden Importparameter identifi
info builder:custom deploy-to-abap Akzeptanz Unix-artiger Zeilenendemarkers in Textdateien wurde aus dem entsprechenden Import
rt.
info builder:custom deploy-to-abap Unix-artige Zeilenende-Marker in Textdateien werden akzeptiert.
info builder:custom deploy-to-abap Deltamodus wurde aktiviert.
info builder:custom deploy-to-abap * Neues SAPUI5-ABAP-Repository ZMS wird angelegt *
info builder:custom deploy-to-abap UPLOAD FILE : annotations/annotation.xml (Text)
info builder:custom deploy-to-abap UPLOAD FILE : changes/flexibility-bundle.json (Text)
info builder:custom deploy-to-abap UPLOAD FILE : Component-dbg.js (Text)
info builder:custom deploy-to-abap UPLOAD FILE : Component-preload.js (Text)
info builder:custom deploy-to-abap UPLOAD FILE : Component.js (Text)
info builder:custom deploy-to-abap UPLOAD FILE : i18n/i18n.properties (Text)
info builder:custom deploy-to-abap {
info builder:custom deploy-to-abap   name: zms.flightcarrier,
info builder:custom deploy-to-abap   version: 0.0.1,
info builder:custom deploy-to-abap   buildTimestamp: 202303161837,
info builder:custom deploy-to-abap   scmRevision: ,
info builder:custom deploy-to-abap   libraries: []
info builder:custom deploy-to-abap }
info builder:custom deploy-to-abap ... 12 Nachrichten ausgelassen ...
info builder:custom deploy-to-abap * Anwendungsindex wird aktualisiert *
info builder:custom deploy-to-abap SAPUI5-Anwendung erfolgreich hochgeladen und registriert
info builder:custom deploy-to-abap * Erledigt *
info builder:custom deploy-to-abap App available at https://is53004.t4t.biz:8001/sap/bc/ui5_ui5/sap/zms?sap-client=444
info builder:custom deploy-to-abap Deployment Successful.
PS C:\VSCode_Project\flightcarrier>
```

Start der App in SE1 direkt über URL

Fluggesellschaft

Standard ▾

Fluggesellschaft:

Start Filter anpassen

Fluggesells...	Fluggesellschaft	Währ. d. Flu...	URL
AA	American Airlines	USD	http://www.aa.com
AB	Air Berlin	EUR	http://www.airberlin.de
AC	Air Canada	CAD	http://www.aircanada.ca
AF	Air France	EUR	http://www.airfrance.fr
AZ	Alitalia	EUR	http://www.alitalia.it
BA	British Airways	GBP	http://www.british-airways.com
CO	Continental Airlines	USD	http://www.continental.com
DL	Delta Airlines	USD	http://www.delta-air.com
FJ	Air Pacific	USD	http://www.airpacific.com
JL	Japan Airlines	JPY	http://www.jal.co.jp
LH	Lufthansa	EUR	http://www.lufthansa.com
NG	Lauda Air	EUR	http://www.laudaair.com

www.airfrance.fr

SAP Support Portal... SAP Espresso Brights Demosysteme Dokumentation Sonstiges

AIRFRANCE

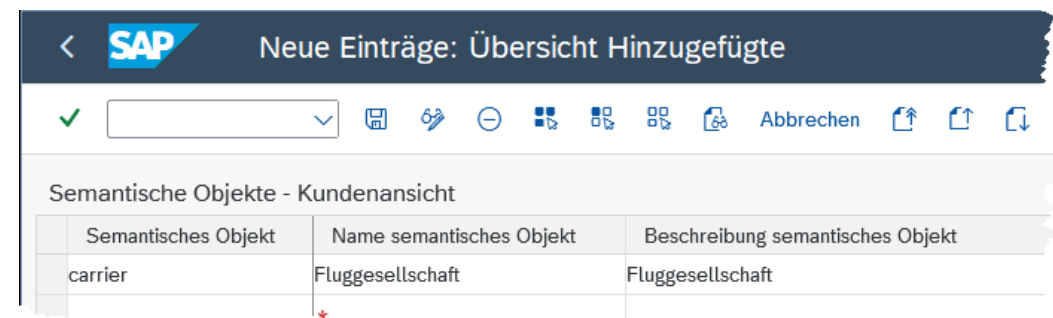
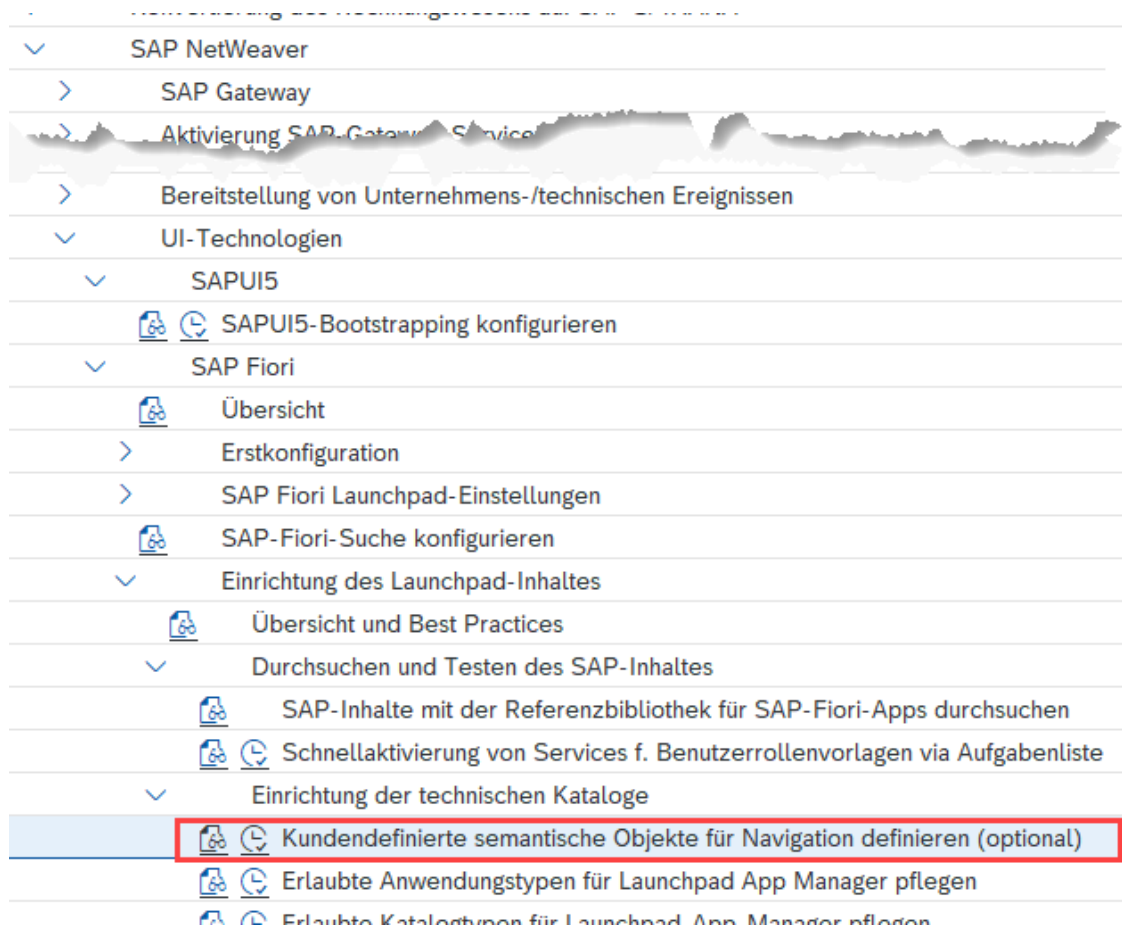
ACHETER UN BILLET ENREGISTREMENT MES RÉSERVATIONS INFO

Acheter un billet Utiliser des Miles

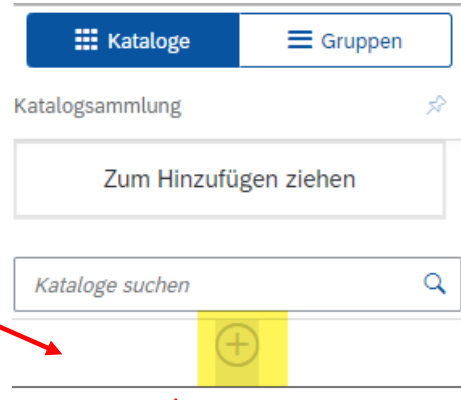
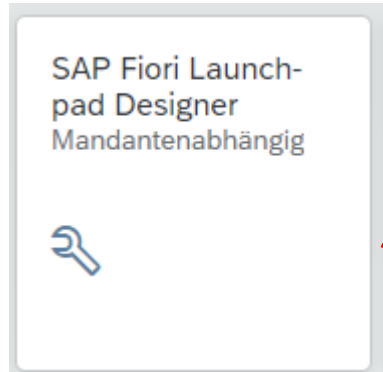
Aller-retour Départ de

Katalog- und Kacheldefinition, Frontend-Rolle

Semantisches Objekt in SE1 anlegen



App in Launchpad Katalog aufnehmen



Katalog anlegen

☒ Standard ☐ Remote (nicht mehr unterstützt)

Titel: *

Eigene Fiori Apps

ID: *

ZMS_BC_APP

Sichern Abbrechen

Eigene Fiori Apps

ID : X-SAP-UI2-CATALOGPAGE:ZMS_BC_APP

Kacheln Kacheln Zielzuordnun...

Semantisches Objekt	Aktion	Navigationstyp	Informationen	Desktop
Keine Daten				

Ähnliche Zielzuordnungen anzeigen

Zielzuordnung anlegen Konfigurieren R...

Zielzuordnung anlegen

< Konfiguration: "Zielzuordnung"

Absicht

Semantisches Objekt: carrier

Aktion: display

Ziel

Anwendungstyp: SAPUI5-Fiori-App

Titel: Fluggesellschaft anzeigen

URL:

ID: zms.flightcarrier

Allgemein

Informationen:

Gerätetypen: ☒ Desktop ☒ Tablet ☒ Telefon

Parameter:	Name	Obligatoris...	Wert	Ist regulärer Ausdruck	Standardwert	Zielname
<input type="checkbox"/>	Namen eing	<input type="checkbox"/>		<input type="checkbox"/>		
<input type="checkbox"/>						

☒ Zusätzliche Parameter zulassen

Hinzufügen Löschen

Die ID ist der Applikation-Identifizier der sich aus dem „Application Namespace“ und dem „Module-Identifizier“ zusammensetzt (siehe Projekt-Definition in VSCode)

Kachel anlegen

Eigene Fiori Apps 

ID : X-SAP-UI2-CATALOGPAGE:ZMS_BC_APP



Kacheln



Kacheln



Zielzuordnung...

< Kachelvorlage auswählen

App-Launcher - Dynamisch

Zeigt aus einer Datenquelle
gelesenen dynamischen Inhalt
an



Nachrichtenkachel

Nachrichtenkachel



App-Launcher - Statisch

Zeigt konfigurierbare statische
Texte und Symbole an




< Konfiguration: "App-Launcher - Statisch"

Allgemein

Titel:

Untertitel:


Schlüsselwörter:


Symbol: 

Informationen:

Navigation

Semantische Objektnavigation verwenden: ☒

Semantisches Objekt: 

Aktion: 

Parameter:

Ziel-URL:

Kachelaktionen

<input type="checkbox"/>	Menüein...	Zieltyp	Navigationsziel	Aktion	Symbol
<input type="checkbox"/>		URL ▼	<input type="text"/>		<input type="text" value="sap-i..."/> 

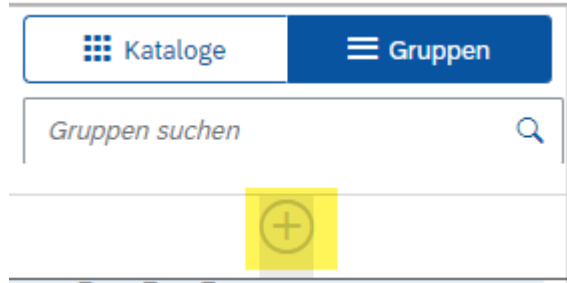
Hinzufügen

Entfernen

Sichern

Abbrechen

Kachel in Launchpad-Gruppe aufnehmen



Gruppe anlegen

Titel: *

Eigene Apps (Flugmodell)

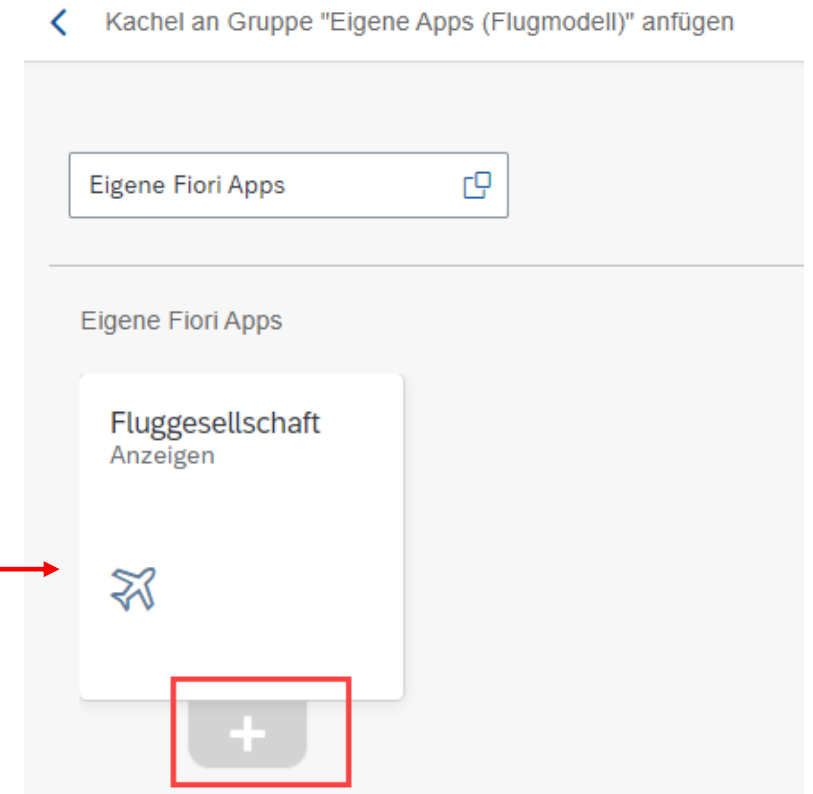
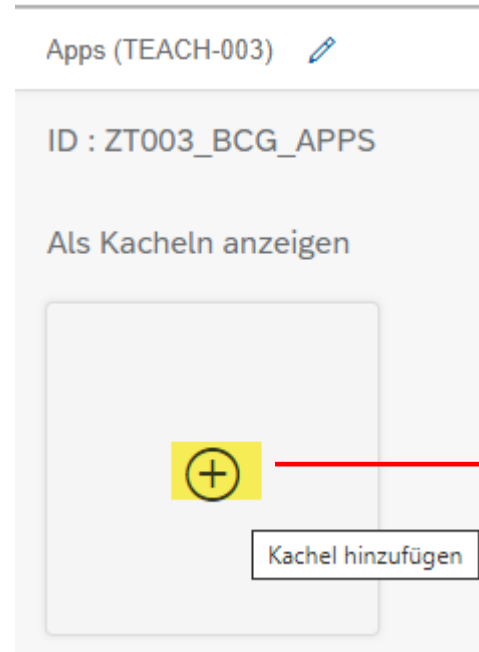
ID: *

ZMS_BCG_APPS

Gruppenpersonalisierung:

☒ Ermöglichen Sie Benutzern die Personalisierung ihrer Gruppe

Sichern Abbrechen



Testrolle anlegen (PFCG)

Rolle

Rolle: ☐ Veraltet

Kurzbeschreibung:

Zielsystem: ☒ Keine Destination

☒ Beschreibung
 ☒ Menü
 ☒ Anwendungen
 ☒ Workflow
 ☒ Berechtigungen

☒ Launchpad-Gruppe
 ☒ Übernahme

Hierarchie

- ☒ Menü der Rolle
 - ☒ ZMS_BC_APP - Eigene Fiori Apps
 - ☒ R3TR IWSG ZMS_CDS_CARRIER_BND_V2_0001 - R3TR IWSG ZMS_CDS_C...
 - ☒ R3TR IWSV ZMS_CDS_CARRIER_BND_V2_0001 - R3TR IWSV ZMS_CDS_CA...
 - ☒ ZMS_BCG_APPS - Eigene Apps (Flugmodell)

☒ Beschreibung
 ☒ Menü
 ☒ Anwendungen
 ☒ Workflow
 ☒ Berechtigungen
 ☒ Benutzer

☒ Auswahl
 ☒ Org.Management
 ☒ Benutzerabgleich

Benutzerzuordnungen


Benutzerkennung	Benutzername	von	bis	I...
<input checked="" type="checkbox"/> SPRENGER	Manfred Sprenger	16.03.2023	31.12.9999	
<input checked="" type="checkbox"/>				

Test der App im Launchpad

SAP Startseite ▾

Meine Startseite Erweiterbarkeit Eigene Apps (Flugmodell)

Fluggesellschaft Anzeigen



< **SAP** Fluggesellschaft ▾

Standard ▾

Fluggesellschaft:

Fluggesells...	Fluggesellschaft	Währ. d. Flugg.	URL	
AA	American Airlines	USD	http://www.aa.com	>
AB	Air Berlin	EUR	http://www.airberlin.de	>
AC	Air Canada	CAD	http://www.aircanada.ca	>
AF	Air France	EUR	http://www.airfrance.fr	>
AZ	Alitalia	EUR	http://www.alitalia.it	>
BA	British Airways	GBP	http://www.british-airways.com	>
CO	Continental Airlines	USD	http://www.continental.com	>

www.airfrance.fr


SAP Support Portal... SAP Espresso Brights Demosysteme Dokumentation Sonstiges

AIRFRANCE

ACHETER UN BILLET ENREGISTREMENT MES RÉSERVATIONS INFO

Acheter un billet Utiliser des Miles

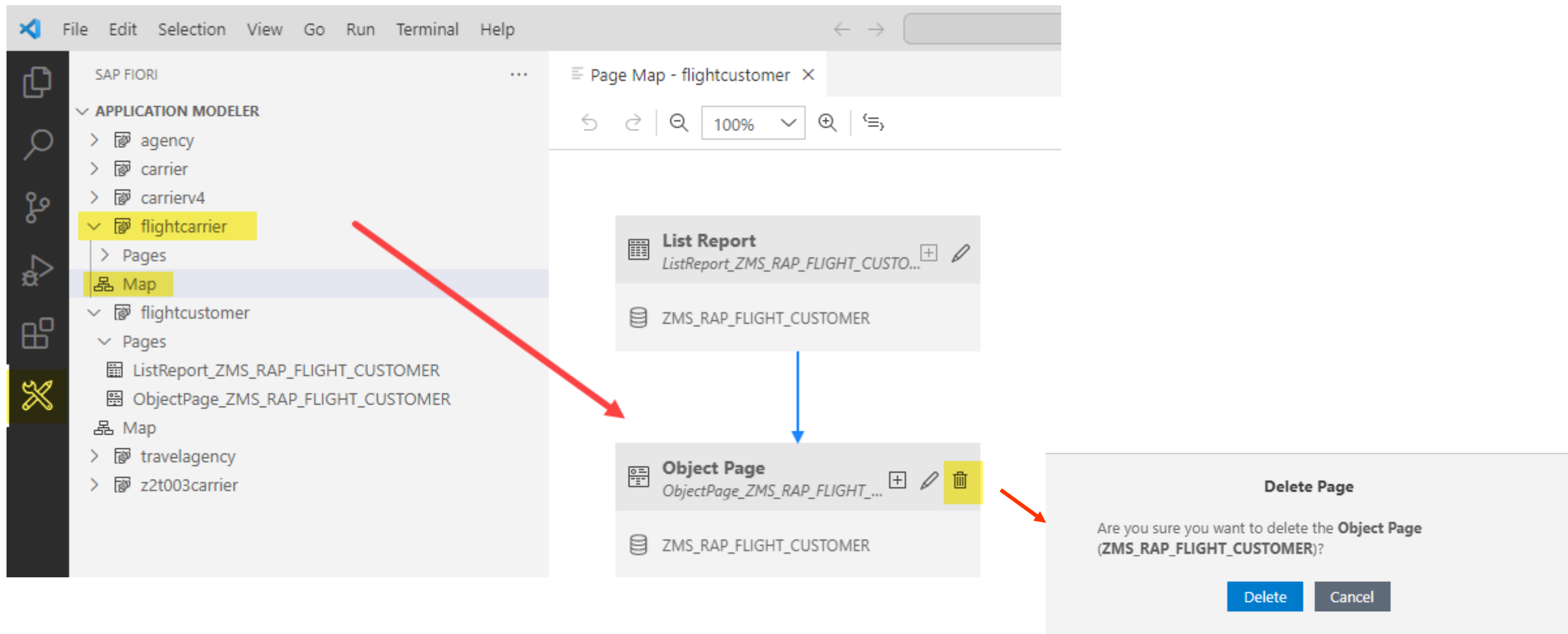
Aller-retour Départ de



Korrekturen der App in VSCode

Navigation zur Object Page entfernen

Object Page entfernen



The screenshot illustrates the process of removing an Object Page from a SAP Fiori application. The interface is divided into three main sections:

- Left Panel (SAP Fiori Application Modeler):** Shows a tree structure of the application. The 'flightcustomer' application is expanded, and the 'Pages' folder is selected. The 'ObjectPage_ZMS_RAP_FLIGHT_CUSTOMER' is highlighted.
- Right Panel (Page Map - flightcustomer):** Displays a list of pages. The 'Object Page' (ObjectPage_ZMS_RAP_FLIGHT_...) is selected, and the 'Delete' button (trash icon) is visible.
- Delete Page Dialog:** A confirmation dialog box asking: "Are you sure you want to delete the **Object Page** (ZMS_RAP_FLIGHT_CUSTOMER)?" with 'Delete' and 'Cancel' buttons.

Red arrows indicate the flow of the process: from the 'ObjectPage_ZMS_RAP_FLIGHT_CUSTOMER' in the left panel to the 'Object Page' in the right panel, and then to the 'Delete Page' dialog.

Navigation zur Object Page entfernen

The screenshot shows the VS Code interface with the Explorer view on the left and the Editor view on the right. The Explorer view shows the project structure with the `manifest.json` file selected. The Editor view shows the content of `manifest.json`, which is a JSON file defining the application's pages. A red box highlights the Explorer icon in the top-left corner. A red callout bubble with the text "Entfernen" (Remove) points to the "ObjectPage|ZMS_CDS_CARRIER" entry in the "pages" array, which is highlighted in yellow. The "ListReport|ZMS_CDS_CARRIER" entry is also highlighted in yellow.

```
137  "pages": {  
138    "ListReport|ZMS_CDS_CARRIER": {  
139      "entitySet": "ZMS_CDS_CARRIER",  
140      "component": {  
141        "name": "sap.suite.ui.generic.template.ListReport",  
142        "list": true,  
143        "settings": {  
144          "condensedTableLayout": true,  
145          "smartVariantManagement": true,  
146          "enableTableFilterInPageVariant": true,  
147          "filterSettings": {  
148            "dateSettings": {  
149              "useDateRange": true  
150            }  
151          },  
152          "tableSettings": {  
153            "type": "GridTable"  
154          }  
155        },  
156      },  
157    },  
158    "ObjectPage|ZMS_CDS_CARRIER": {  
159      "entitySet": "ZMS_CDS_CARRIER",  
160      "defaultLayoutTypeIfExternalNavigation": "MidColumnFullScreen",  
161      "component": {  
162        "name": "sap.suite.ui.generic.template.ObjectPage"  
163      }  
164    }  
165  }  
166 }
```

Test der App nach erneutem Deployment

Standard ▼

Fluggesellschaft:

Fluggesells...	Fluggesellschaft	Währ. d. Flugg.	URL
AA	American Airlines	USD	http://www.aa.com
AB	Air Berlin	EUR	http://www.airberlin.de
AC	Air Canada	CAD	http://www.aircanada.ca
AF	Air France	EUR	http://www.airfrance.fr
AZ	Alitalia	EUR	http://www.alitalia.it
BA	British Airways	GBP	http://www.british-airways.com
CO	Continental Airlines	USD	http://www.continental.com
DL	Delta Airlines	USD	http://www.delta-air.com
FI	Air Pacific	USD	http://www.airpacific.com

Link zur Detailseite
wird nicht mehr
angezeigt!

